

### Features

- 1/2-inch NPT connection.
- For use with KOHLER showerheads (sold separately).
- Includes flange.

### Material

- Premium metal construction.
- KOHLER finishes resist corrosion and tarnishing.

### Installation

- Wall-mount



### Codes/Standards





ASME A112.18.1/CSA B125.1

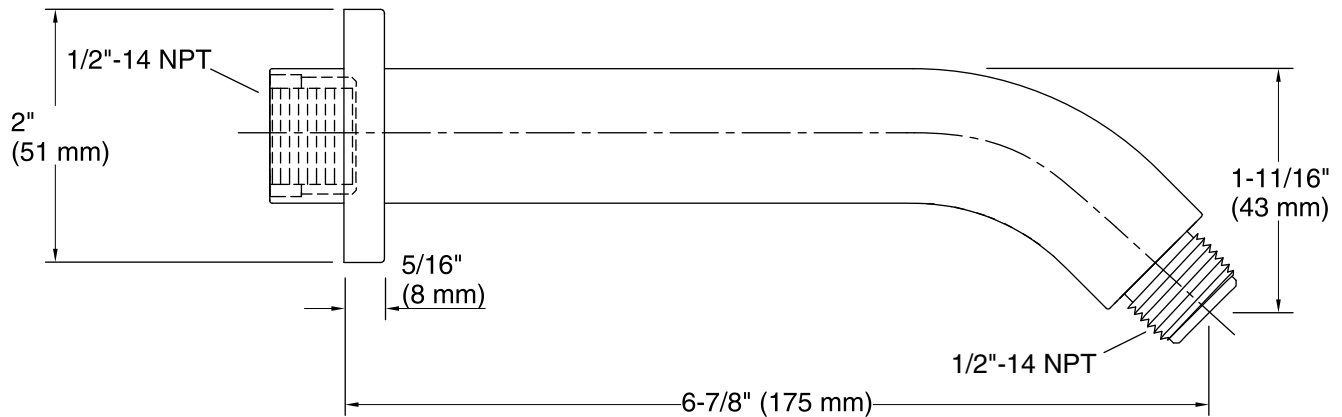
### KOHLER® Faucet Lifetime Limited Warranty

See website for detailed warranty information.

### Available Colors/Finishes

*Color tiles intended for reference only.*

Color	Code	Description
	CP	Polished Chrome
	SN	Vibrant® Polished Nickel
	BN	Vibrant® Brushed Nickel
	TT	Titanium



**Technical Information**

All product dimensions are nominal.

**Notes**

Install this product according to the installation guide.